

# STUDENT EXAM GUIDES

MAY/JUNE 2022



## STUDENT EXAM GUIDE 07:

myModules Profile Photo

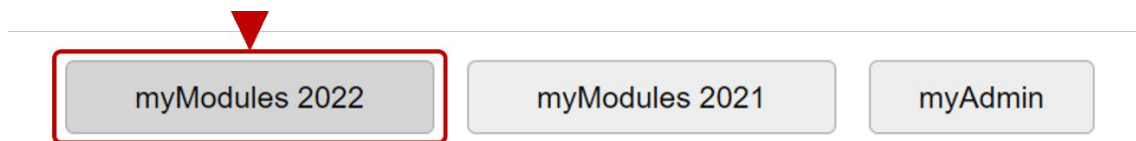
Version 05/05/2022



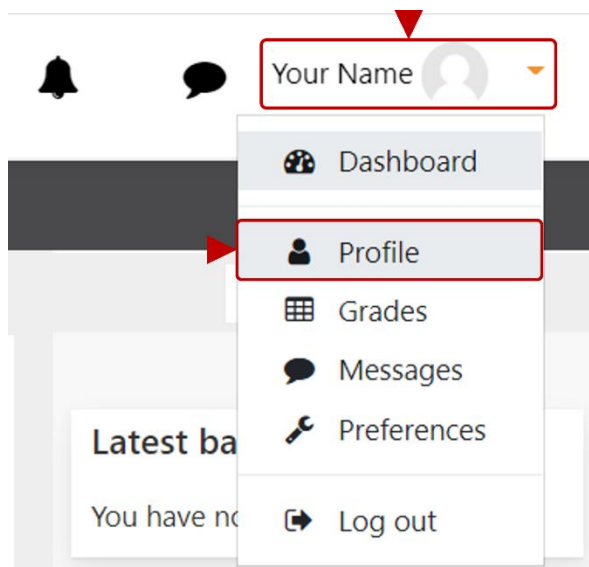
You are now required to have an updated profile photo on myModules to confirm your identity. The profile photos may be used to confirm your identity against proctoring tool images to ensure academic integrity.

Follow the steps below to upload a photo as your profile picture on myModules:

1. Login to <https://my.unisa.ac.za/>
2. Click on the **MyModules 2022** button in the header.



3. In the **top right corner**, click on your **Name** and then on the **Profile** option in the dropdown menu.



4. On your profile page click on the **Edit profile** link in the **User details** section.

User details

**Email address**  
0000000@mylife.unisa.ac.za

**Country**  
South Africa

**City/town**  
Nowhere

**Marker Type**  
internal

**Edit profile**

Miscellaneous

- Blog entries
- Forum posts
- Forum discussions
- Learning plans

Reports

- Browser sessions
- Grades overview

5. Under the **User picture** section you can upload a file with the **file upload icon** or **drag and drop** a photo in the area provided.  
*Note: Use a photo where your face is centred and clearly visible and note the file types supported.*

Your Name ▶ Expand all

▶ General

▼ User picture

Current picture: None

New picture

Maximum file size: 50MB, maximum number of files: 1

**File upload icon**

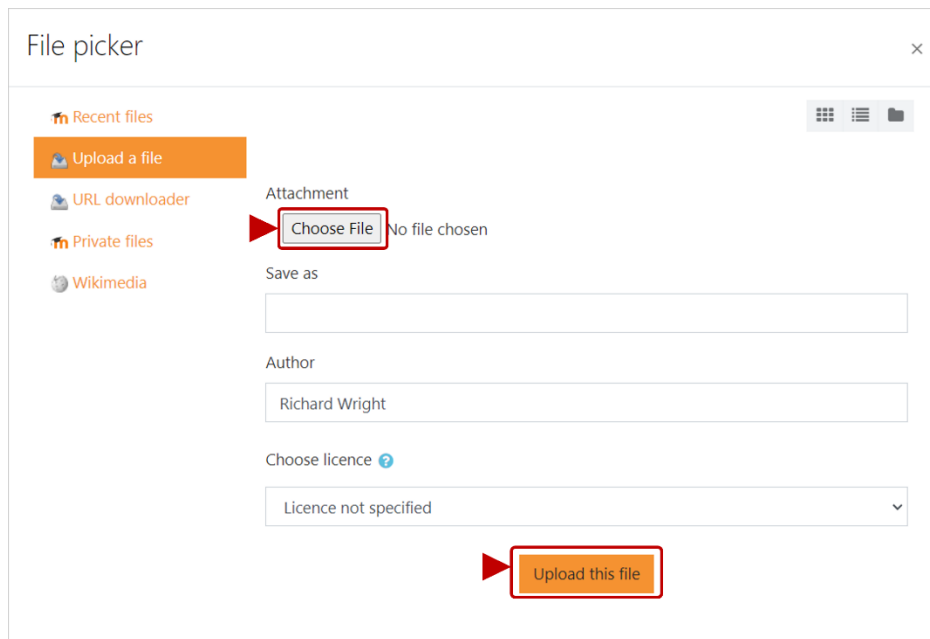
**Drag and drop area**

You can drag and drop files here to add them.

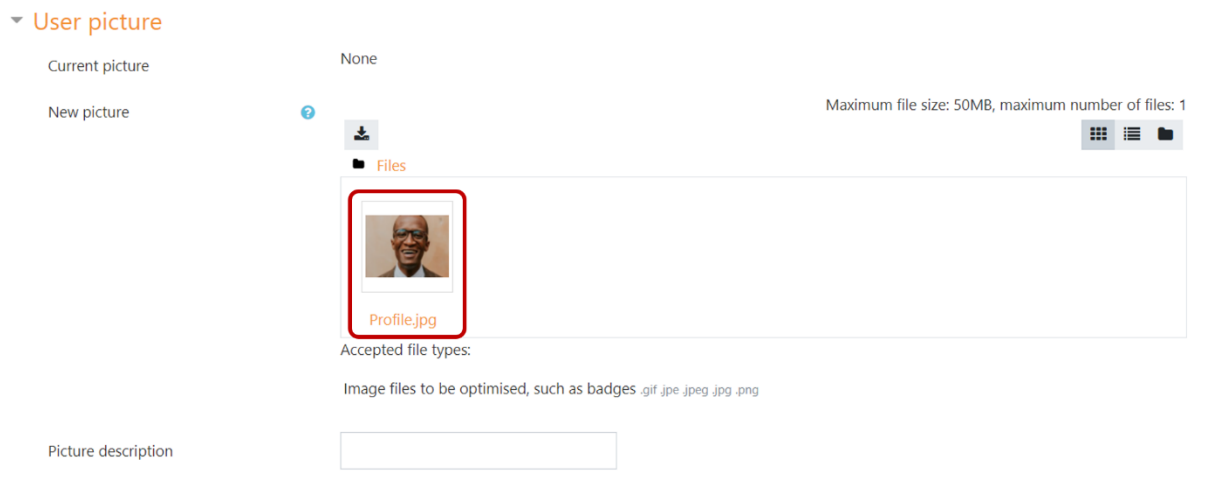
Accepted file types:  
Image files to be optimised, such as badges .gif .jpe .jpeg .jpg .png

Picture description


6. If you chose the file upload option from the previous step, you will need to **Choose a file** from your device and then click the **Upload this file** button.



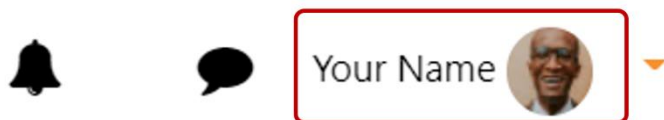
7. Your photo should now appear in the upload box.



8. Scroll down towards end of page and click on the **Update profile** button.



9. Your profile photo will now appear in the top-right corner of the window.



You have now successfully uploaded a profile photo to myModules.